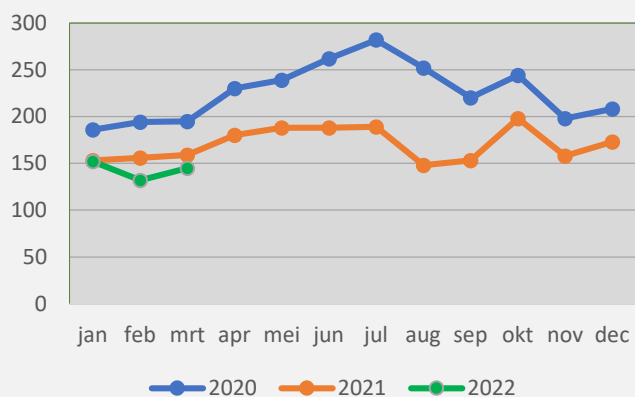
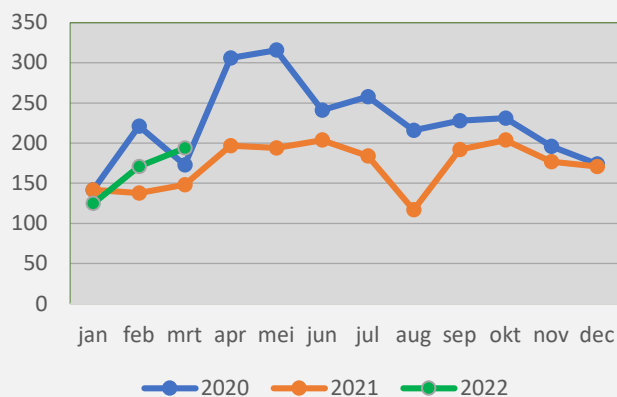


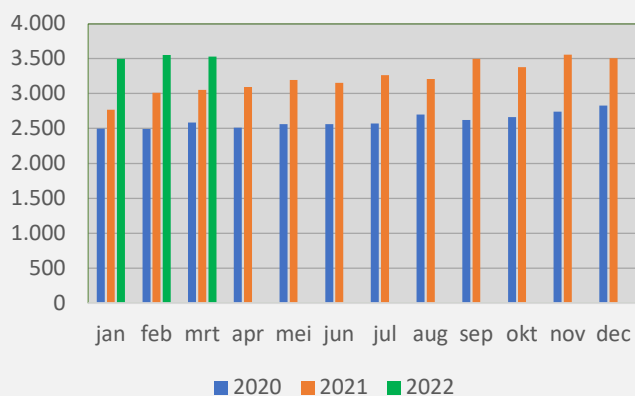
aantal transacties



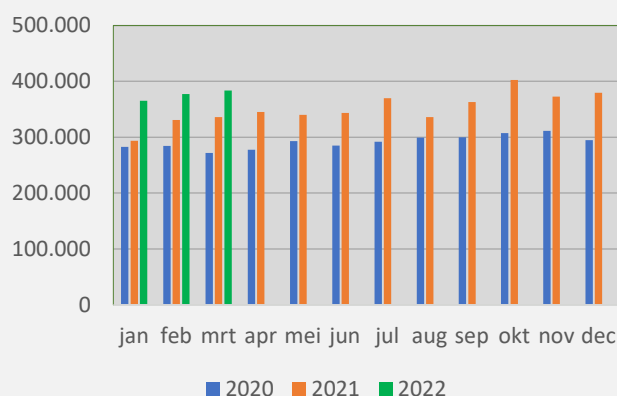
aantal aanmeldingen



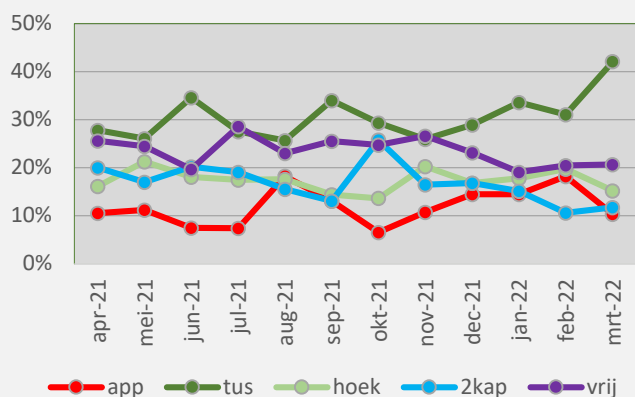
transactieprijs per m2



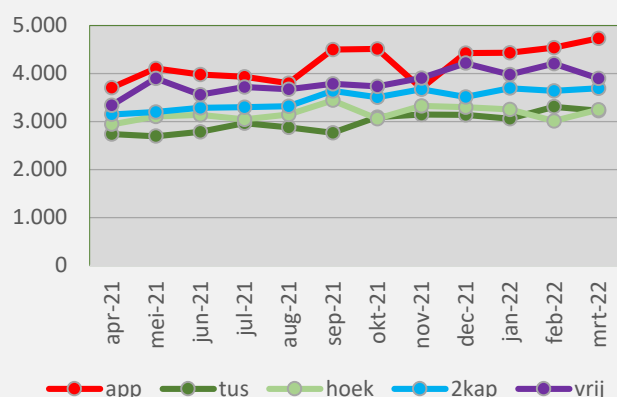
transactieprijs



% transacties per og-type 12 mnd



m2-prijs per og-type 12 mnd



transacties				
periode	aantal	aantal tov vorig jr	tr.prijs maart	tr.prijs tov vorig jr
2020 (-mrt)	575		272.000	
2020 totaal	2.710			
2021 (-mrt)	468	-19%	336.000	24%
2021 totaal	2.043	-25%		
2022 (-mrt)	429	-8%	383.000	14%

aanmeldingen		
periode	aantal	aantal tov vorig jr
2020 (-mrt)	536	
2020 totaal	2.702	
2021 (-mrt)	428	-20%
2021 totaal	2.068	-23%
2022 (-mrt)	490	14%